



Product data sheet (in accordance with EU regulation no. 811/2013)

1	Brand name		Vaillant
2	Models	I	VKK FR 226/4
		II	VKK FR 286/4
		III	VKK FR 366/4
		IV	VKK FR 476/4
		V	VKK FR 656/4
		VI	-

			I	II	III	IV	V	VI	
3	Room heating: Seasonal energy-efficiency class		A	A	A	A	A	-	
4	Room heating: Nominal heat output(*8) (*11)	P_{rated}	kW	22	26	35	45	60	-
5	Room heating: Seasonal energy efficiency(*8)	η_s	%	92	92	92	93	92	-
6	Annual energy consumption(*8)	Q_{nIE}	kWh	18609	22682	29403	37875	51938	-
7	Sound power level, indoor	$L_{WA, indoor}$	dB(A)	45	46	46	52	58	-
8	 <p>All specific precautions for assembly, installation and maintenance are described in the operating and installation instructions. Read and follow the operating and installation instructions.</p>								
9	 <p>All of the data that is included in the product information was determined by applying the specifications of the relevant European directives. Differences to product information listed elsewhere may result in different test conditions. Only the data that is contained in this product information is applicable and valid.</p>								
10	Temperature application			High/Medium/ Low	High/Medium/ Low	High/Medium/ Low	High/Medium/ Low	High/Medium/ Low	-





(*8) For average climatic conditions

(*11) For boilers and combination boilers with a heat pump, the nominal heat output "Prated" is the same as the design load in heating mode "Pdesignh", and the nominal heat output for an auxiliary boiler "Psup" is the same as the additional heating output "sup(Tj)"



Product information (in accordance with EU regulation no. 813/2013)

1	Brand name		Vaillant
2	Models	I	VKK FR 226/4
		II	VKK FR 286/4
		III	VKK FR 366/4
		IV	VKK FR 476/4
		V	VKK FR 656/4
		VI	-

			I	II	III	IV	V	VI	
11	Condensing boiler		✓	✓	✓	✓	✓	-	
12	Low-temperature boiler(*2)		✓	✓	✓	✓	✓	-	
13	B1 boiler		-	-	-	-	-	-	
14	Room boiler with combined heat and power		-	-	-	-	-	-	
15	Equipped with a supplementary heater		-	-	-	-	-	-	
16	Combination heater		-	-	-	-	-	-	
17	Room heating: Nominal heat output(*11)	P_{rated}	kW	22	26	35	45	60	-
18	Usable heat output at nominal heat output and high-temperature operation(*1)	P_x	kW	21,8	25,9	34,6	45,3	60,0	-
19	Usable heat output at 30% of the nominal heat output and low-temperature operation	P_t	kW	7,2	8,4	11,4	14,9	19,7	-
20	Room heating: Seasonal energy efficiency	η_s	%	92	92	92	93	92	-
21	Efficiency for nominal heat output and high-temperature application(*4)	η_x	%	87,6	86,8	87,2	87,6	87,0	-
22	Efficiency at 30% of the nominal heat output and low-temperature application(*5)	η_t	%	97,3	96,9	97,3	97,5	97,3	-
23	Auxiliary power consumption: Full load	$e_{l,max}$	kW	0,045	0,038	0,050	0,063	0,100	-
24	Auxiliary power consumption: Partial load	$e_{l,min}$	kW	0,012	0,012	0,015	0,019	0,023	-
25	Power consumption: Standby-mode	P_{SB}	kW	0,004	0,004	0,004	0,004	0,004	-
26	Heat loss: Standby	P_{sby}	kW	0,100	0,103	0,101	0,104	0,107	-
27	Ignition flame energy consumption	P_{gn}	kW	-	-	-	-	-	-
28	Nitrogen oxide emissions	NO_x	mg/kWh	19	38	22	55	49	-
29	Manufacturer		Vaillant						
30	Manufacturer's address		Vaillant GmbH Berghauser Str. 40 42859 Remscheid Germany						
31	 All specific precautions for assembly, installation and maintenance are described in the operating and installation instructions. Read and follow the operating and installation instructions.								
32	 This floor-standing boiler with natural draught must only be connected to a flue gas installation assigned to one of several dwellings in existing buildings. The flue gas installation directs combustion residues from the installation room into the open air. It draws the combustion air directly from the installation room and is equipped with an atmospheric sensing device. Due to low efficiency, you must avoid using this floor-standing boiler for any other purposes – it would lead to higher energy consumption and higher operating costs.								
33	 Read and follow the operating and installation instructions regarding assembly, installation, maintenance, removal, recycling and/or disposal.								
34	 All of the data that is included in the product information was determined by applying the specifications of the relevant European directives. Differences to product information listed elsewhere may result in different test conditions. Only the data that is contained in this product information is applicable and valid.								
35	Nominal heat output for auxiliary heating	P_{exp}	kW	-	-	-	-	-	-

(*1) High-temperature operation means a return temperature of 60 °C at the boiler inlet and a flow temperature of 80 °C at the boiler outlet.
 (*2) Low-temperature operation means a return temperature (at the boiler inlet) of 30 °C for the floor-standing condensing boiler, of 37 °C for a low-temperature floor-standing boiler and of 50 °C for other boilers.
 (*4) High-temperature operation means a return temperature of 60 °C at the boiler inlet and a flow temperature of 80 °C at the boiler outlet.
 (*5) Low-temperature operation means a return temperature (at the boiler inlet) of 30 °C for the floor-standing condensing boiler, of 37 °C for a low-temperature floor-standing boiler and of 50 °C for other boilers.
 (*11) For boilers and combination boilers with a heat pump, the nominal heat output "Prated" is the same as the design load in heating mode "Pdesignh", and the nominal heat output for an auxiliary boiler "Psup" is the same as the additional heating output "sup(Tj)"



36	Type of energy input for the auxiliary boiler			Gas	Gas	Gas	Gas	Gas	-
----	---	--	--	-----	-----	-----	-----	-----	---

(*1) High-temperature operation means a return temperature of 60 °C at the boiler inlet and a flow temperature of 80 °C at the boiler outlet.

(*2) Low-temperature operation means a return temperature (at the boiler inlet) of 30 °C for the floor-standing condensing boiler, of 37 °C for a low-temperature floor-standing boiler and of 50 °C for other boilers.

(*4) High-temperature operation means a return temperature of 60 °C at the boiler inlet and a flow temperature of 80 °C at the boiler outlet.

(*5) Low-temperature operation means a return temperature (at the boiler inlet) of 30 °C for the floor-standing condensing boiler, of 37 °C for a low-temperature floor-standing boiler and of 50 °C for other boilers.

(*11) For boilers and combination boilers with a heat pump, the nominal heat output "Prated" is the same as the design load in heating mode "Pdesignh", and the nominal heat output for an auxiliary boiler "Psup" is the same as the additional heating output "sup(Tj)"

